

# LC2-PC30G6-4 Premium-sound Ceiling Loudspeaker 30W

www.boschsecurity.com



**BOSCH**  
Invented for life



- ▶ 4-inch coaxial two-way
- ▶ Waveguide coupled Ti tweeter
- ▶ Full bandwidth overload protection
- ▶ Front baffle wattage tap adjustment
- ▶ BS 5839-8 and EN 60849 compliant

The LC2-PC30G6-4 is a 4-inch two-way Premium-sound Ceiling Loudspeaker which provides; wide dispersion, high efficiency, high maximum output, ease-of-installation, and wide-range reproduction of music and voice.

It consists of a baffle assembly, grille, back-can enclosure, 4-inch coax two-way loudspeaker and internal output-power matching transformer. The loudspeaker features a waveguide coupled titanium coated dome tweeter.

The rear enclosure provides an optimum internal volume for extended low frequency performance. The loudspeaker utilizes a second order crossover network at 3.3 kHz, with a comprehensive protection circuit to protect the network, woofer, and tweeter drivers from excessive power levels.

The loudspeaker can be installed optionally with the LC2-PC60G6-10 ceiling subwoofer to enhance the low frequency reproduction down to 45 Hz.

## Functions

### Voice alarm loudspeaker

Voice alarm loudspeakers are specifically designed for use in buildings where performance of systems for verbal evacuation announcements is governed by regulations. The LC2-PC30G6-4 is designed for use in voice alarm systems and is compliant with British Standard BS 5839-8 and EN 60849.

### Protection

The loudspeaker has built-in protection to ensure that, in the event of a fire, damage to the loudspeaker does not result in failure of the circuit to which it is connected. In this way, system integrity is maintained; ensuring loudspeakers in other areas can still be used to inform people of the situation. It is standard fitted with a back-can enclosure to increase protection of the cable termination.

The loudspeaker has an emergency compliant ceramic screw-terminal block and thermal fuse.

**Certifications and approvals**

All Bosch loudspeakers are designed to withstand operating at their rated power for 100 continuous hours in accordance with IEC 268-5 Power Handling Capacity (PHC) standards. Bosch has also developed the Simulated Acoustical Feedback Exposure (SAFE) test to demonstrate that they can withstand two times their rated power for short durations. This ensures improved reliability under extreme conditions, leading to higher customer satisfaction, longer operating life, and lessens the chance of failure or performance deterioration.

Safety	according to EN 60065
Emergency	according to BS 5839-8 / EN 60849

Region	Certification
Europe	CE

**Installation/configuration notes**

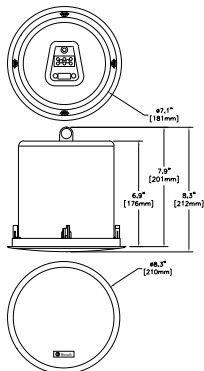
**Mounting**

The loudspeaker is secured in ceilings using three integral toggle anchors, and has been designed to work together in a wide range of different ceiling constructions. A tile bridge / C-ring is included for safe suspension in a drop ceiling that uses mineral wool, or other fiber-based ceiling tiles from 4 to 25 mm (0.16 to 1.0 in.) thick.

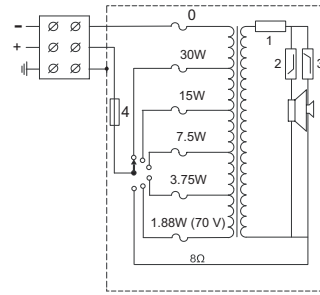
A circular template for marking a 183 mm (7.188 in.) diameter hole is included with the loudspeaker.

**Power setting**

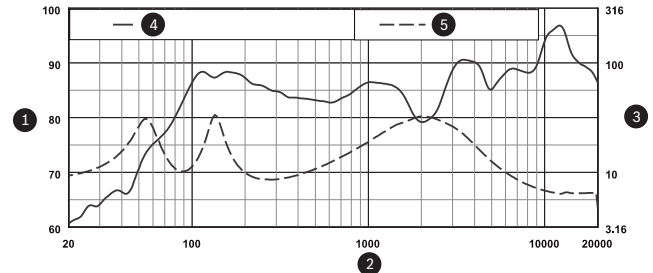
The unit has a three-way emergency compliant ceramic terminal block with screw connections (including earth) suitable for loop-through wiring. Four 100 V, and five 70 V, primary taps are provided on the matching transformer to allow selection of nominal full-power, half-power, quarter-power, eighth-power radiation (in 3 dB steps) and eight ohm. Selection is done via a convenient switch on the front baffle.



Dimensions in Inch / [mm]

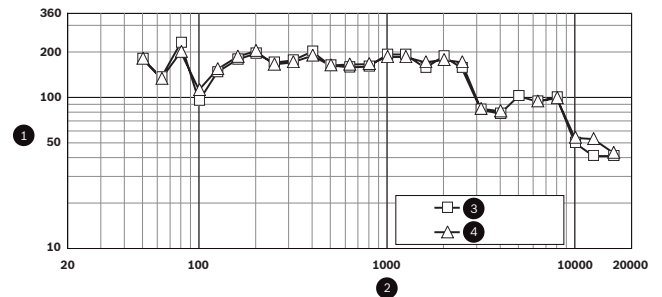


Circuit diagram (1: Passive Limiter, 2: Low Pass Filter, 3: High Pass Filter, 4: Thermal fuse)



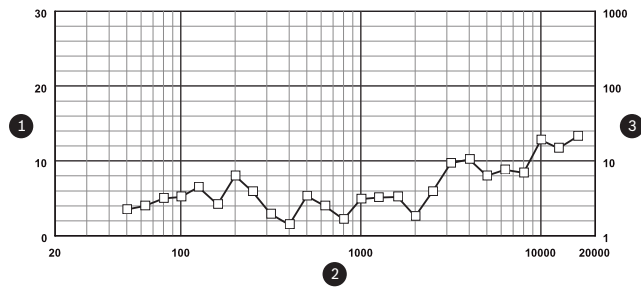
1	SPL, 1W/1m (db)
2	Frequency (Hz)
3	Impedance (Ohms)
4	Frequency response, half space
5	Impedance

*Frequency response*



1	-6dB Beamwidth (degrees)
2	Frequency (Hz)
3	Horizontal
4	Vertical

*Beam width*



1	Directivity Index (DI), dB
2	Frequency (Hz)
3	Directivity Factor (Q)

Directivity

### Parts included

Quantity	Components
2	LC2-PC30G6-4 Premium-sound Ceiling Loudspeaker
1	183 mm (7.188 in.) circular cut-out template
1	Tile bridge / C-ring
1	Paint shield
1	Installation instruction

### Technical specifications

#### Electrical

Maximum power	50 W
Rated power	30 / 15 / 7.5 / 3.75 W (1.88 W only, 70 V).
Sound pressure level at 30 W / 1 W (1 kHz, 1 m)	101 / 86 dB (SPL)
Effective frequency range (-10 dB)	65 Hz to 20 kHz
Coverage (conical)	130°
Rated voltage	70 V or 100 V
Rated impedance	167 or 333 or 8 ohm
LF transducer	100 mm (4 in.) Polypropylene cone
HF transducer	19 mm (0.75 in.) Ti Mylar laminate
Connector	3-pole screw terminal block

#### Mechanical

Diameter	210 mm (8.3 in)
Maximum depth	176 mm (6.9 in)
Ceiling thickness	4 to 25 mm (0.16 to 1.00 in.)
Mounting cut-out	183 + 5 mm (7.188 + 0.20 in.)
Material	

Baffle	ABS (UL94V0)
Back-can	Zinc-plated steel
Grille	Powder coated steel
Weight	2.7 kg (6.0 lb)
Color	White (RAL 9010)

#### Environmental

Operating temperature	-25 °C to +55 °C (-13 °F to +131 °F)
Storage temperature	-40 °C to +70 °C (-40 °F to +158 °F)
Relative humidity	<95%

#### Ordering information

#### LC2-PC30G6-4 Premium-sound Ceiling Loudspeaker 30W

Ceiling loudspeaker 30 W, circular, metal grille, integrated metal back-cover, 4-inch coax (two-way system) driver, 3-way ceramic screw terminal block, supplied with tile bridge/C-ring, white RAL 9010 (set of 2 pieces).

Order number **LC2-PC30G6-4**

**Represented by:**

**Americas:**

Bosch Security Systems, Inc.  
12000 Portland Avenue South  
Burnsville MN 55337, USA  
Phone: +1-800-392-3497  
Fax: +1-800-955-6831  
audiosupport@us.bosch.com  
www.boschsecurity.com

**Europe, Middle East, Africa:**

Bosch Security Systems B.V.  
P.O. Box 80002  
5617 BA Eindhoven, The Netherlands  
Phone: + 31 40 2577 284  
Fax: +31 40 2577 330  
emea.securitysystems@bosch.com  
www.boschsecurity.com

**Asia-Pacific:**

Robert Bosch (SEA) Pte Ltd, Security  
Systems  
11 Bishan Street 21  
Singapore 573943  
Phone: +65 6571 2808  
Fax: +65 6571 2699  
apr.securitysystems@bosch.com  
www.boschsecurity.asia

**China:**

Bosch (Shanghai) Security Systems Ltd.  
201 Building, No. 333 Fuquan Road  
North IBP  
Changning District, Shanghai  
200335 China  
Phone +86 21 22181111  
Fax: +86 21 22182398  
www.boschsecurity.com.cn

**America Latina:**

Robert Bosch Ltda Security Systems Division  
Via Anhanguera, Km 98  
CEP 13065-900  
Campinas, Sao Paulo, Brazil  
Phone: +55 19 2103 2860  
Fax: +55 19 2103 2862  
latam.boschsecurity@bosch.com  
www.boschsecurity.com