

# FMC-300RW Single Action Call Points

www.boschsecurity.com



**BOSCH**  
Invented for life

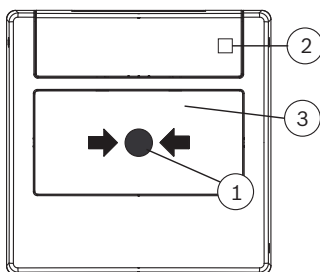


- ▶ Alarm triggering by pressing the black marking or breaking the glass pane
- ▶ Protection against injury through foil-labeled glass pane
- ▶ LED display for triggered alarm or inspection evaluation

FMC-300RW Single Action Call Points are used for manual alarm triggering and are employed in conventional technology.

## Functions

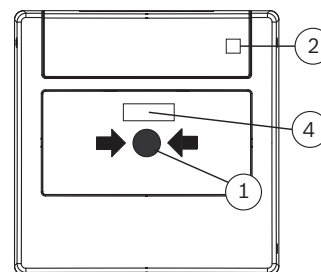
### Single action call points with glass pane:



Pressing the black marking (1) breaks the glass pane (3), which triggers the alarm and causes the LED display (2) to flash.

Single action call points can be reset with the test key and by replacing the glass pane (3). The LED display (2) goes out.

### Resettable single action call points:



Pressing the black marking (1) triggers the alarm. The alarm status is displayed by the red window (4) and the flashing LED display (2).

Single action call points can be reset using the test key. The LED display (2) goes out.

## Certifications and Approvals

Applies to EN 54-11:2001/A1:2005

Region	Certification	
Europe	CE	FMC-300RW-GSGRD, -GSRRD
	CE	FMC-300RW-GSGYE/BU, -GSRYE/BU

Region	Certification	
	CPD	0786-CPD-20332 FMC-300RW
Germany	VdS	G 207086 FMC-300RW

### Installation/Configuration Notes

- Manual call points must be mounted visibly along escape and rescue routes (e.g. exits, passageways, stairwells) and be easily accessible.
- An installation height of 1400 mm ±200 mm (55 in. ±8 in.), measured from the middle of the manual call point to the floor, must be maintained.
- Manual call points must be sufficiently lit with daylight or another light source (including emergency lighting if present).
- The maximum number of LSN elements that can be connected depends on their current consumption from the LSN data line. The limit values should be taken from the product information supplied with the fire panel used.
- Standards, guidelines and planning recommendations regarding the installation location etc. should also be taken into consideration.
- The regulations of the local fire services must be observed.

### Parts Included

Quantity	Components
1	FMC-300RW-GSGBU Manual Call Point with Glass Pane, Blue
1	FMC-300RW-GSRBU Manual Call Point Resettable, Blue
1	FMC-300RW-GSGRD Manual Call Point with Glass Pane, Red
1	FMC-300RW-GSRRD Manual Call Point Resettable, Red
1	FMC-300RW-GSGYE Manual Call Point with Glass Pane, Yellow
1	FMC-300RW-GSRYE Manual Call Point Resettable, Yellow



#### Notice

The FMC-KEY-RW Test Key is not included in the scope of delivery and must be ordered separately.

### Technical Specifications

#### Electrical

Operating voltage	20 VDC (8.5 VDC to 30 VDC)
Current consumption	specified by the respective security system
Alarm resistor	820 Ω +/- 10% (8.5 VDC to 30 VDC)

#### Mechanical components

Dimensions (H x W x D)	87 mm x 87 mm x 56 mm (3.4 in. x 3.4 in. x 2.2 in.)
------------------------	---

Housing material	Plastic, ASA
Colors	
• Red	RAL 3001
• Blue	RAL 5005
• Yellow	RAL 1003

#### Environmental conditions

Protection category according to EN 60529	IP 54
Permissible operating temperature	-25 °C to +70 °C

### Ordering Information

#### FMC-300RW-GSGBU Manual Call Point with Glass Pane, Blue

for indoor use, surface-mounted, direct triggering (type A), conventional technology  
Order number **FMC-300RW-GSGBU**

#### FMC-300RW-GSRBU Manual Call Point Resettable, Blue

for indoor use, surface-mounted, direct triggering (type A), conventional technology  
Order number **FMC-300RW-GSRBU**

#### FMC-300RW-GSGRD Manual Call Point with Glass Pane, Red

for indoor use, surface-mounted, direct alarm triggering (type A), conventional technology  
Order number **FMC-300RW-GSGRD**

#### FMC-300RW-GSRRD Manual Call Point Resettable, Red

for indoor use, surface-mounted, direct alarm triggering (type A), conventional technology  
Order number **FMC-300RW-GSRRD**

#### FMC-300RW-GSGYE Manual Call Point with Glass Pane, Yellow

for indoor use in interior areas, surface-mounted, direct triggering (type A), conventional technology  
Order number **FMC-300RW-GSGYE**

#### FMC-300RW-GSRYE Manual Call Point Resettable, Yellow

for indoor use in interior areas, surface-mounted, direct triggering (type A), conventional technology  
Order number **FMC-300RW-GSRYE**

#### Accessories

##### FMC-BEZEL-RD Bezel for MCP RW, red

Frame for the flush-mounted variant of the RW call points.

1 unit = 4 bezels

Order number **FMC-BEZEL-RD**

**FMC-BEZEL-WH Bezel for MCP RW, white**

Frame for the flush-mounted variant of the RW call points.

1 unit = 4 bezels

Order number **FMC-BEZEL-WH**

---

**FMC-SEAL-RW**

Seal for clear hinged flap

1 unit = 100 seals

Order number **FMC-SEAL-RW**

---

**FMC-SPACER-RWRD Spacer, Red**

For the flush-mounted variant of the RW call points. Its use increases the storage room for the cables.

1 unit = 5 spacers

Order number **FMC-SPACER-RWRD**

---

**FMC-SPGL-RW Spare Glasses**

Spare glasses for all RW call points.

1 unit = 5 spare glasses

Order number **FMC-SPGL-RW**

---

**FMC-SIGN-RW Out of Order Sign**

Used instead of the glass pane when a call point is not ready for use.

1 unit = 5 signs

Order number **FMC-SIGN-RW**

---

**FMC-KEY-RW Test Key**

The key can open, check, and reset manual call points.

1 unit = 1 key

Order number **FMC-KEY-RW**

---

**FMC-FLAP-RW Clear Hinged Flap**







To protect against accidental triggering; with seal.

1 unit = 5 flaps

Order number **FMC-FLAP-RW**

---

## FMC-300RW Single Action Call Points

	FMC-300RW-GSGBU Manual Call Point with Glass Pane, Blue	FMC-300RW-GSRBU Manual Call Point Resettable, Blue	FMC-300RW-GSGRD Manual Call Point with Glass Pane, Red
			
Design	with glass pane	resettable	with glass pane
Range of use	indoor	indoor	indoor
Mounting	surface-mounted	surface-mounted	surface-mounted
Operating voltage	8.5 V DC . . . 30 V DC	8.5 V DC . . . 30 V DC	8.5 V DC . . . 30 V DC
Current consumption	specified by the respective security system	specified by the respective security system	specified by the respective security system
Protection category	IP 54	IP 54	IP 54
Permissible operating temperature	-25°C . . . +70°C	-25°C . . . +70°C	-25°C . . . +70°C
Color	blue, RAL 5005	blue, RAL 5005	red, RAL 3001
	FMC-300RW-GSRRD Manual Call Point Resettable, Red	FMC-300RW-GSGYE Manual Call Point with Glass Pane, Yellow	FMC-300RW-GSRYE Manual Call Point Resettable, Yellow
			
Design	resettable	with glass pane	resettable
Range of use	indoor	indoor	indoor
Mounting	surface-mounted	surface-mounted	surface-mounted
Operating voltage	8.5 V DC . . . 30 V DC	8.5 V DC . . . 30 V DC	8.5 V DC . . . 30 V DC
Current consumption	specified by the respective security system	specified by the respective security system	specified by the respective security system
Protection category	IP 54	IP 54	IP 54
Permissible operating temperature	-25°C . . . +70°C	-25°C . . . +70°C	-25°C . . . +70°C
Color	red, RAL 3001	yellow, RAL 1003	yellow, RAL 1003

## Represented by:

**Americas:**

Bosch Security Systems, Inc.  
130 Perinton Parkway  
Fairport, New York, 14450, USA  
Phone: +1 800 289 0096  
Fax: +1 585 223 9180  
security.sales@us.bosch.com  
www.boschsecurity.us

**Europe, Middle East, Africa:**

Bosch Security Systems B.V.  
P.O. Box 80002  
5600 JB Eindhoven, The Netherlands  
Phone: + 31 40 2577 284  
Fax: +31 40 2577 330  
emea.securitysystems@bosch.com  
www.boschsecurity.com

**Asia-Pacific:**

Robert Bosch (SEA) Pte Ltd, Security Systems  
11 Bishan Street 21  
Singapore 573943  
Phone: +65 6258 5511  
Fax: +65 6571 2698  
apr.securitysystems@bosch.com  
www.boschsecurity.asia